



CHELSEA BOOTH

Versatile and visually minimal in presence, Chelsea can be used effectively in many creative configurations to optimise and promote openness within a space, drawing attention instead to the finer details.

Backrests can be designed to suspend from a backing with straps and buckles or appear 'floating' through direct fixture. The banquet seat portion can be clad with timber or laminate with the optional choice of adding upholstered seat padding to match.





How it works

Create a truly unique interior for your space through our custom booth and banquette manufacturing process, where we will assist you in finding the perfect seating solution. Each design carries specific unit lengths, which can be lengthened and customised to suit any application.

To get started, we'll need to know:

- Your selected **booth style**;
- The intended seating capacity/**configuration** of the space;
- Your personal touches, selected from available **upholstery** and **framing finishes** (see below).

Standard unit dimensions

			
Height	Depth	Unit length	Seat height
900 mm	550 mm	Custom	450 mm





ADDITIONAL INFORMATION

Leadtime	5 – 6 weeks
Material	Upholstered
Price	More than 500









chelsea-booth-1
chelsea-booth-2
chelsea-booth-3



Versatile and visually minimal in presence, Chelsea can be used effectively in many creative configurations to optimise and promote openness within a space, drawing attention instead to the finer details.

Backrests can be designed to suspend from a backing with straps and buckles or appear 'floating' through direct fixture. The banquet seat portion can be clad with timber or laminate with the optional choice of adding upholstered seat padding to match.

How it works

Create a truly unique interior for your space through our custom booth and banquette manufacturing process, where we will assist you in finding the perfect seating solution. Each design carries specific unit lengths, which can be lengthened and customised to suit any application.

To get started, we'll need to know:

- Your selected **booth style**;
- The intended seating capacity/**configuration** of the space;
- Your personal touches, selected from available **upholstery** and **framing finishes** (see below).

Standard unit dimensions




Height
900 mm



Depth
550 mm



Unit length
Custom



Seat height
450 mm