



RED ROOSTER BOOTH

The Red Rooster booth is robust in nature with a clean and open design.

A squared steel sled frame to each end supports the seat, tapering inward at the base. Available in either a linear or back-to-back design, the Red Rooster is intended to be fixed either against its booth divider or wall where applicable, or directly to the floor for anchoring.

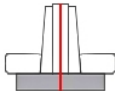



How it works

Create a truly unique interior for your space through our custom booth and banquette manufacturing process, where we will assist you in finding the perfect seating solution. Each design carries specific unit lengths, which can be lengthened and customised to suit any application.

To get started, we'll need to know:

- Your selected **booth style**;
- The intended seating capacity/**configuration** of the space;
- Your personal touches, selected from available **upholstery** and **framing finishes** (see below).

Standard unit dimensions

			
Height	Depth	Length	Seat height
900 mm	590 mm	1200 / 1600 mm	450 mm





ADDITIONAL INFORMATION

Leadtime	5 - 6 weeks
Material	Upholstered
Price	More than 500
Origin	Made in Australia











red-rooster-booth-3
red-rooster-booth-2
red-rooster-booth-4
red-rooster-booth-5



The Red Rooster booth is robust in nature with a clean and open design.

A squared steel sled frame to each end supports the seat, tapering inward at the base. Available in either a linear or back-to-back design, the Red Rooster is intended to be fixed either against its booth divider or wall where applicable, or directly to the floor for anchoring.

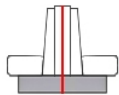
How it works

Create a truly unique interior for your space through our custom booth and banquette manufacturing process, where we will assist you in finding the perfect seating solution. Each design carries specific unit lengths, which can be lengthened and customised to suit any application.

To get started, we'll need to know:

- Your selected **booth style**;
- The intended seating capacity/**configuration** of the space;
- Your personal touches, selected from available **upholstery** and **framing finishes** (see below).

Standard unit dimensions



Height
900 mm



Depth
590 mm



Length
1200 / 1600 mm



Seat height
450 mm