



WEST END STRAIGHT BOOTH

West End exudes rich character and sophistication through its linear arrangement of details and materials.

Its signature backrest ribbing has the option to continue through into the seat before trailing down the cushion front, allowing it to break up a space with intricate detail in its straight style when pressed against walls. The wooden framing can be stained for complex combinations of timber characteristics and fabric textures or trimmed with metallic brass. Available with closed design with a kicker as standard, or open legs as option.





How it works

Create a truly unique interior for your space through our custom booth and banquette manufacturing process, where we will assist you in finding the perfect seating solution. Each design carries specific unit lengths, which can be lengthened and customised to suit any application.

To get started, we'll need to know:

- Your selected **booth style**;
- The intended seating capacity/**configuration** of the space;
- Your personal touches, selected from available **upholstery** and **framing finishes** (see below).

Standard unit dimensions

			
Height	Depth	Unit length	Seat height
950 mm	600 mm	Custom	450 mm







ADDITIONAL INFORMATION

Leadtime	5 – 6 weeks
Material	Upholstered
Price	More than 500







west-end-booth-3
west-end-booth-2
west-end-booth-4



Recent projects - using Booth Seating



Hospitality
Furniture
Concepts



MISC Parramatta (NSW)

Hospitality, Brand, Zaneti





Hospitality
Furniture
Concepts



The Tote – Moonee Valley Racing Club

Hospitality, Brand, Zaneti





Hospitality
Furniture
Concepts



Grill'd Plenty Valley

Hospitality





Hospitality
Furniture
Concepts



Bellboy Café

Hospitality, Brand, Zaneti

Related Blog Posts





[Maximizing Comfort and Style: Your Guide to Banquette Seating Options](#)

Banquette seating, commonly seen in restaurants and cafes, refers to custom upholstered seating units, often [...]

04
Oct



[The Art of Choosing Fabrics: When and How to Use Leather, Vinyl, Crypton, and More](#)

In the world of interior design and upholstery, fabric selection plays a pivotal role in [...]

03
Oct



[Elevate Your Hospitality Venue's Comfort and Style with Custom Booth Seating](#)

In the world of hospitality, creating a memorable and inviting dining experience is paramount. The [...]

03
Oct

West End exudes rich character and sophistication through its linear arrangement of details and materials.

Its signature backrest ribbing has the option to continue through into the seat before trailing down the cushion front, allowing it to break up a space with intricate detail in its straight style when pressed against walls. The wooden framing can be stained for complex combinations of timber characteristics and fabric textures or trimmed with metallic brass. Available with closed design with a kicker as standard, or open legs as option.

How it works

Create a truly unique interior for your space through our custom booth and banquette manufacturing process, where we will assist you in finding the perfect seating solution. Each design carries specific unit lengths, which can be lengthened and customised to suit any application.

To get started, we'll need to know:

- Your selected **booth style**;
- The intended seating capacity/**configuration** of the space;
- Your personal touches, selected from available **upholstery** and **framing finishes** (see below).

Standard unit dimensions



Height
950 mm



Depth
600 mm



Unit length
Custom



Seat height
450 mm