



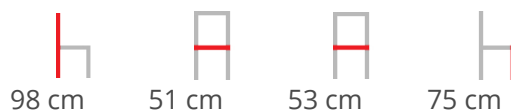
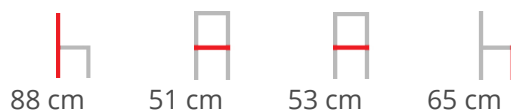
#### EDITH STOOL LE

The collaboration between Trabà and the designer Massimo Broglio continue: this year he proposes for Trabà an evolution of Edith: the beech and ash chair soar and its legs with circular section are thinner to the ends, the backrest reduce and the seat bends slightly. Many different shades of colour and with various types of padding and features simple and understated Scandinavian styling, making Edith the ideal chair for both home environments, for example around the peninsula in the kitchen, and large public projects.

#### DESCRIPTION:

Beech or ash structure, plywood seat.

#### Dimensions








#### ADDITIONAL INFORMATION

#### Traba Colours (Wood)

[Faggio Anilina Nero](#), [Faggio Grigio Stango](#), [Faggio Mogano](#), [Faggio Noce Canaletto](#), [Faggio Sbiancato](#), [Faggio Tortora](#), [Faggio Wenge](#), [Frassino Anilina Nera](#), [Frassino Grigio Stagno](#), [Frassino Laccato RAL](#), [Frassino Mogano](#), [Frassino Noce](#), [Frassino Sbiancato](#), [Frassino Tortora](#)





## Brand Content

in  
out | side

TrabA<sup>®</sup>  
made in Italy

[In-Out | Side CATALOGUE\\_new](#)



## COLLECTIONS BOOK

**TrabA**<sup>®</sup>  
made in Italy

[Collections Book](#)



[Download 3D Models](#)



## Finishes



## Metal Finishes

[View](#)





## Leather / Vinyl

[View](#)



## Wood Finishes

[View](#)





## Leather / Vinyl

[View](#)





## Table Tops

[View](#)





## PU Seats / Ropes

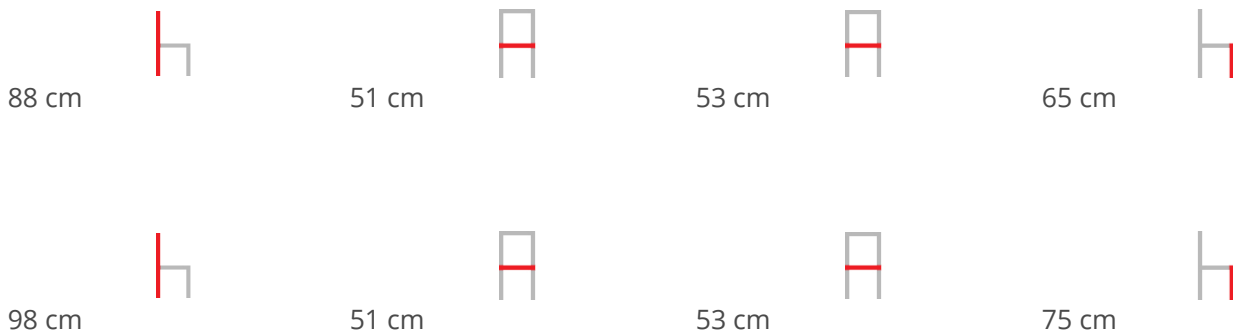
[View](#)

The collaboration between Trabà and the designer Massimo Broglio continue: this year he proposes for Trabà an evolution of Edith: the beech and ash chair soar and its legs with circular section are thinner to the ends, the backrest reduce and the seat bends slightly. Many different shades of colour and with various types of padding and features simple and understated Scandinavian styling, making Edith the ideal chair for both home environments, for example around the peninsula in the kitchen, and large public projects.

### DESCRIPTION:

Beech or ash structure, plywood seat.

### Dimensions



### BRAND

### Trabà

Trabà' provides a reinterpretation of contemporary design, creating a unique style that does not merely follow in the wake of the latest trends, but offers an authentic way of living each and every space. The [chairs and tables](#) of the Trabà' collection arise from a fundamental requisite: to create a calibrated hybridization of tradition, modernity and innovation. The project was designed by emilio nanni for Trabà'. The designer has conducted an in-depth research into the concepts chair and table, reflecting on their archetypes and developing a new form of essentiality for this collection. The result is a series of universal products suited to the domestic and contract furniture markets and particularly suitable for bright and welcoming environments, eager for objects that add a touch of style and prestige, as well as a contemporary look, to private and collective living spaces. The wide range of seats on offer convey a sense of modernity with a twist, combined with a tangible quality reflected in a meticulous attention to detail and finishes, for a range permitting great versatility of use.





Hospitality  
Furniture  
Concepts