



LOG BOOTH

LOG makes use of exquisitely soft curves and delicate features through its cascading bolsters.

Like stacks of lumber, the layers of back cushions produce a signature design that evokes sophistication. Designed to be adaptable, the upholstered elements can be paired with a closed timber base, or placed atop a sleeker timber frame supported by legs.

With staining, complex combinations of timber characteristics and fabric textures are possible.





How it works

Create a truly unique interior for your space through our custom booth and banquette manufacturing process, where we will assist you in finding the perfect seating solution. Each design carries specific unit lengths, which can be lengthened and customised to suit any application.


To get started, we'll need to know:

- Your selected **booth style**;
- The intended seating capacity/**configuration** of the space;
- Your personal touches, selected from available **upholstery** and **framing finishes** (see below).

Standard unit dimensions

			
Height	Depth	Unit length	Seat height
900 mm	600 mm	Custom	450 mm







ADDITIONAL INFORMATION

Leadtime	5 – 6 weeks
Material	Upholstered
Price	More than 500

Projects using Log Booth



Hospitality
Furniture
Concepts



MISC Parramatta (NSW)

Hospitality, Brand, Zaneti





Hospitality
Furniture
Concepts



Bellboy Café

Hospitality, Brand, Zaneti

LOG makes use of exquisitely soft curves and delicate features through its cascading bolsters.

Like stacks of lumber, the layers of back cushions produce a signature design that evokes sophistication. Designed to be adaptable, the upholstered elements can be paired with a closed timber base, or placed atop a sleeker timber frame supported by legs.

With staining, complex combinations of timber characteristics and fabric textures are possible.

How it works

Create a truly unique interior for your space through our custom booth and banquette manufacturing process, where we will assist you in finding the perfect seating solution. Each design carries specific unit lengths, which can be lengthened and customised to suit any application.

To get started, we'll need to know:

- Your selected **booth style**;
- The intended seating capacity/**configuration** of the space;
- Your personal touches, selected from available **upholstery** and **framing finishes** (see below).

Standard unit dimensions





Height
900 mm

Depth
600 mm

Unit length
Custom

Seat height
450 mm