



Sudoku Chair B-9820


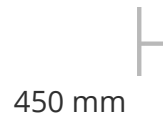
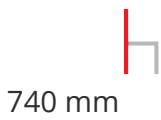


An effective, modern armchair made with a unique beech wood bending technology. Particularly noteworthy is the backrest, whose shape is reminiscent of a spread fan, with an interesting combination of rear legs and armrests.

Despite the economical, light form, the Sudoku is characterized by high strength and stability.

Material: Beech
Suitability: Internal
Warranty: 2 years

Dimensions



SPECIFICATIONS

Stacking	No
Leadtime	14 weeks +
Material	Timber
Arms	Yes
Linking	No



Hospitality
Furniture
Concepts

Price

Commercial Furniture · Product Data Sheet

200 - 500